



PIMA COUNTY SHERIFF'S DEPARTMENT

SOBRIETY CHECKPOINT BRIEFING

The following items should be explained and discussed prior to conducting any sobriety checkpoint. All of the participating Deputies and Supervisors should be present. Initial next to each item as it is covered in the briefing.

JS Explain the purpose of the sobriety checkpoint. The purpose of these checkpoints is to aid the Pima County Sheriff's Department in detecting and deterring impaired drivers while causing minimal inconvenience and detention to the motoring public. The real value of its ability to deter the impaired driver is a checkpoint where no impaired drivers are detected.

Discuss the location chosen for the checkpoint and the statistical data supporting the location.

Assign a Supervisor to the Sobriety Checkpoint operation to supervise the on-scene enforcement activities. The Supervisor will remain at the location for the duration of the operation.

Traffic control devices and personnel will be placed in conformance with the site map approved by Pima County Department of Transportation or Pima County Sheriff Department Sobriety checkpoint guidelines.

Instruct the Deputies to explain the purpose of the checkpoint upon approaching a vehicle. Each motorist should be advised that he/she has been stopped at a sobriety checkpoint established to identify impaired drivers.

A Sobriety Checkpoint pamphlet/questionnaire should be given to each motorist during the stop.

The following question/statement shall be made upon approaching a vehicle:
 "Good evening, this is a Sobriety Checkpoint aimed at deterring impaired driving. Have you consumed any alcohol and/or drugs today?"

JS If the answer is no and there is no compelling reason to detain the vehicle, hand the driver a pamphlet and state, "This brochure explains the Sobriety Checkpoint program. Please look it over at your leisure."

SV

If the answer is yes, ask how much and when. At this point, depending on the answers and other circumstances, the attending Deputy should consider if further investigation is warranted. If so, direct the driver to the nearby staging area to continue the investigation. If not, give the driver a brochure and advise them they are free to go.

Instruct the Deputies to visually inspect the driver for red, watery bloodshot eyes; abnormal complexion, vomit, urine or excrement on clothing; or other telltale signs of possible intoxication/impairment familiar to the Deputy. Inspection of the passengers, interior and exterior of the vehicle will also be made. Deputies should observe the driver's breath and look for plain view narcotics, narcotic paraphernalia, and alcoholic beverage containers

The use of artificial light for the inspection of the vehicle's interior and its occupants is legally permissible.

Unless the Deputy observes evidence of impairment, or there is evidence of a more serious violation, the motorist should be allowed to proceed on their way.

A search of the vehicle, or passengers, should be conducted upon probable cause or incident to arrest only.

A motorist who chooses to avoid the checkpoint should be allowed to proceed unless traffic violations are observed or probable cause exists to take other action. The mere act of avoiding a checkpoint will not constitute grounds for a stop.


Drivers who refuse to roll down their windows in order to avoid contact with a law enforcement officer will be waived through and may be followed by an observation car unless reasonable suspicion/ probable cause exists to further the investigation.

A systematic approach to stopping vehicles will be established. Either all vehicles will be stopped or a method will be utilized that does not involve random stops at the Deputy's discretion. It will be the on-scene supervisor's responsibility to make a change in the systematic sequence of vehicles stopped if the traffic pattern necessitates a change.

SV

An Incident Report will be completed for each Sobriety Checkpoint deployment, including the number of vehicles stopped, number of DUI arrests made, as well as any other violations, which are observed and charged.

Deputy J. VELASCO Badge # 5703 Date 03-25-09
Print name!



PIMA COUNTY SHERIFF'S DEPARTMENT

SOBRIETY CHECKPOINT BRIEFING

The following items should be explained and discussed prior to conducting any sobriety checkpoint. All of the participating Deputies and Supervisors should be present. Initial next to each item as it is covered in the briefing.

SK

Explain the purpose of the sobriety checkpoint. The purpose of these checkpoints is to aid the Pima County Sheriff's Department in detecting and deterring impaired drivers while causing minimal inconvenience and detention to the motoring public. The real value of its ability to deter the impaired driver is a checkpoint where no impaired drivers are detected.

Discuss the location chosen for the checkpoint and the statistical data supporting the location.

Assign a Supervisor to the Sobriety Checkpoint operation to supervise the on-scene enforcement activities. The Supervisor will remain at the location for the duration of the operation.

Traffic control devices and personnel will be placed in conformance with the site map approved by Pima County Department of Transportation or Pima County Sheriff Department Sobriety checkpoint guidelines.

Instruct the Deputies to explain the purpose of the checkpoint upon approaching a vehicle. Each motorist should be advised that he/she has been stopped at a sobriety checkpoint established to identify impaired drivers.

A Sobriety Checkpoint pamphlet/questionnaire should be given to each motorist during the stop.

The following question/statement shall be made upon approaching a vehicle: "Good evening, this is a Sobriety Checkpoint aimed at deterring impaired driving. Have you consumed any alcohol and/or drugs today?"

SK

If the answer is no and there is no compelling reason to detain the vehicle, hand the driver a pamphlet and state, "This brochure explains the Sobriety Checkpoint program. Please look it over at your leisure."

67

If the answer is yes, ask how much and when. At this point, depending on the answers and other circumstances, the attending Deputy should consider if further investigation is warranted. If so, direct the driver to the nearby staging area to continue the investigation. If not, give the driver a brochure and advise them they are free to go.

Instruct the Deputies to visually inspect the driver for red, watery bloodshot eyes; abnormal complexion, vomit, urine or excrement on clothing; or other telltale signs of possible intoxication/impairment familiar to the Deputy. Inspection of the passengers, interior and exterior of the vehicle will also be made. Deputies should observe the driver's breath and look for plain view narcotics, narcotic paraphernalia, and alcoholic beverage containers

The use of artificial light for the inspection of the vehicle's interior and its occupants is legally permissible.

Unless the Deputy observes evidence of impairment, or there is evidence of a more serious violation, the motorist should be allowed to proceed on their way.

A search of the vehicle, or passengers, should be conducted upon probable cause or incident to arrest only.

A motorist who chooses to avoid the checkpoint should be allowed to proceed unless traffic violations are observed or probable cause exists to take other action. The mere act of avoiding a checkpoint will not constitute grounds for a stop.


Drivers who refuse to roll down their windows in order to avoid contact with a law enforcement officer will be waived through and may be followed by an observation car unless reasonable suspicion/ probable cause exists to further the investigation.

A systematic approach to stopping vehicles will be established. Either all vehicles will be stopped or a method will be utilized that does not involve random stops at the Deputy's discretion. It will be the on-scene supervisor's responsibility to make a change in the systematic sequence of vehicles stopped if the traffic pattern necessitates a change.

68

An Incident Report will be completed for each Sobriety Checkpoint deployment, including the number of vehicles stopped, number of DUI arrests made, as well as any other violations, which are observed and charged.

Deputy STEPHEN FELLER Badge # 5426 Date 3/25/09
Print name!



PIMA COUNTY SHERIFF'S DEPARTMENT

SOBRIETY CHECKPOINT BRIEFING

The following items should be explained and discussed prior to conducting any sobriety checkpoint. All of the participating Deputies and Supervisors should be present. Initial next to each item as it is covered in the briefing.

- ☒ Explain the purpose of the sobriety checkpoint. The purpose of these checkpoints is to aid the Pima County Sheriff's Department in detecting and deterring impaired drivers while causing minimal inconvenience and detention to the motoring public. The real value of its ability to deter the impaired driver is a checkpoint where no impaired drivers are detected.
- ☐ Discuss the location chosen for the checkpoint and the statistical data supporting the location.
- ☐ Assign a Supervisor to the Sobriety Checkpoint operation to supervise the on-scene enforcement activities. The Supervisor will remain at the location for the duration of the operation.
- ☐ Traffic control devices and personnel will be placed in conformance with the site map approved by Pima County Department of Transportation or Pima County Sheriff Department Sobriety checkpoint guidelines.
- ☐ Instruct the Deputies to explain the purpose of the checkpoint upon approaching a vehicle. Each motorist should be advised that he/she has been stopped at a sobriety checkpoint established to identify impaired drivers.
- ☐ A Sobriety Checkpoint pamphlet/questionnaire should be given to each motorist during the stop.
- ☐ The following question/statement shall be made upon approaching a vehicle:
 "Good evening, this is a Sobriety Checkpoint aimed at deterring impaired driving. Have you consumed any alcohol and/or drugs today?"
 If the answer is no and there is no compelling reason to detain the vehicle, hand the driver a pamphlet and state, "This brochure explains the Sobriety Checkpoint program. Please look it over at your leisure."

If the answer is yes, ask how much and when. At this point, depending on the answers and other circumstances, the attending Deputy should consider if further investigation is warranted. If so, direct the driver to the nearby staging area to continue the investigation. If not, give the driver a brochure and advise them they are free to go.

Instruct the Deputies to visually inspect the driver for red, watery bloodshot eyes; abnormal complexion, vomit, urine or excrement on clothing; or other telltale signs of possible intoxication/impairment familiar to the Deputy. Inspection of the passengers, interior and exterior of the vehicle will also be made. Deputies should observe the driver's breath and look for plain view narcotics, narcotic paraphernalia, and alcoholic beverage containers

The use of artificial light for the inspection of the vehicle's interior and its occupants is legally permissible.

Unless the Deputy observes evidence of impairment, or there is evidence of a more serious violation, the motorist should be allowed to proceed on their way.

A search of the vehicle, or passengers, should be conducted upon probable cause or incident to arrest only.

A motorist who chooses to avoid the checkpoint should be allowed to proceed unless traffic violations are observed or probable cause exists to take other action. The mere act of avoiding a checkpoint will not constitute grounds for a stop.

Drivers who refuse to roll down their windows in order to avoid contact with a law enforcement officer will be waived through and may be followed by an observation car unless reasonable suspicion/ probable cause exists to further the investigation.

A systematic approach to stopping vehicles will be established. Either all vehicles will be stopped or a method will be utilized that does not involve random stops at the Deputy's discretion. It will be the on-scene supervisor's responsibility to make a change in the systematic sequence of vehicles stopped if the traffic pattern necessitates a change.

An Incident Report will be completed for each Sobriety Checkpoint deployment, including the number of vehicles stopped, number of DUI arrests made, as well as any other violations, which are observed and charged.


Deputy

Print name!

Badge #

Date

Alizpa 1384 3.25.09



PIMA COUNTY SHERIFF'S DEPARTMENT

SOBRIETY CHECKPOINT BRIEFING

The following items should be explained and discussed prior to conducting any sobriety checkpoint. All of the participating Deputies and Supervisors should be present. Initial next to each item as it is covered in the briefing.

Q

Explain the purpose of the sobriety checkpoint. The purpose of these checkpoints is to aid the Pima County Sheriff's Department in detecting and deterring impaired drivers while causing minimal inconvenience and detention to the motoring public. The real value of its ability to deter the impaired driver is a checkpoint where no impaired drivers are detected.

Discuss the location chosen for the checkpoint and the statistical data supporting the location.

Assign a Supervisor to the Sobriety Checkpoint operation to supervise the on-scene enforcement activities. The Supervisor will remain at the location for the duration of the operation.

Traffic control devices and personnel will be placed in conformance with the site map approved by Pima County Department of Transportation or Pima County Sheriff Department Sobriety checkpoint guidelines.

Instruct the Deputies to explain the purpose of the checkpoint upon approaching a vehicle. Each motorist should be advised that he/she has been stopped at a sobriety checkpoint established to identify impaired drivers.

A Sobriety Checkpoint pamphlet/questionnaire should be given to each motorist during the stop.

The following question/statement shall be made upon approaching a vehicle:
 "Good evening, this is a Sobriety Checkpoint aimed at deterring impaired driving. Have you consumed any alcohol and/or drugs today?"

Q

If the answer is no and there is no compelling reason to detain the vehicle, hand the driver a pamphlet and state, "This brochure explains the Sobriety Checkpoint program. Please look it over at your leisure."

G-Q. If the answer is yes, ask how much and when. At this point, depending on the answers and other circumstances, the attending Deputy should consider if further investigation is warranted. If so, direct the driver to the nearby staging area to continue the investigation. If not, give the driver a brochure and advise them they are free to go.

Instruct the Deputies to visually inspect the driver for red, watery bloodshot eyes; abnormal complexion, vomit, urine or excrement on clothing; or other telltale signs of possible intoxication/impairment familiar to the Deputy. Inspection of the passengers, interior and exterior of the vehicle will also be made. Deputies should observe the driver's breath and look for plain view narcotics, narcotic paraphernalia, and alcoholic beverage containers

The use of artificial light for the inspection of the vehicle's interior and its occupants is legally permissible.

Unless the Deputy observes evidence of impairment, or there is evidence of a more serious violation, the motorist should be allowed to proceed on their way.

A search of the vehicle, or passengers, should be conducted upon probable cause or incident to arrest only.

A motorist who chooses to avoid the checkpoint should be allowed to proceed unless traffic violations are observed or probable cause exists to take other action. The mere act of avoiding a checkpoint will not constitute grounds for a stop.

Drivers who refuse to roll down their windows in order to avoid contact with a law enforcement officer will be waived through and may be followed by an observation car unless reasonable suspicion/ probable cause exists to further the investigation.


A systematic approach to stopping vehicles will be established. Either all vehicles will be stopped or a method will be utilized that does not involve random stops at the Deputy's discretion. It will be the on-scene supervisor's responsibility to make a change in the systematic sequence of vehicles stopped if the traffic pattern necessitates a change.

CL An Incident Report will be completed for each Sobriety Checkpoint deployment, including the number of vehicles stopped, number of DUI arrests made, as well as any other violations, which are observed and charged.

Deputy Guy Quintance Badge # 5817 Date 3-25-09
Print name!

- ☒ If the answer is yes, ask how much and when. At this point, depending on the answers and other circumstances, the attending Deputy should consider if further investigation is warranted. If so, direct the driver to the nearby staging area to continue the investigation. If not, give the driver a brochure and advise them they are free to go.
- ☒ Instruct the Deputies to visually inspect the driver for red, watery bloodshot eyes; abnormal complexion, vomit, urine or excrement on clothing; or other telltale signs of possible intoxication/impairment familiar to the Deputy. Inspection of the passengers, interior and exterior of the vehicle will also be made. Deputies should observe the driver's breath and look for plain view narcotics, narcotic paraphernalia, and alcoholic beverage containers
- ☒ The use of artificial light for the inspection of the vehicle's interior and its occupants is legally permissible.
- ☒ Unless the Deputy observes evidence of impairment, or there is evidence of a more serious violation, the motorist should be allowed to proceed on their way.
- ☒ A search of the vehicle, or passengers, should be conducted upon probable cause or incident to arrest only.
- ☒ A motorist who chooses to avoid the checkpoint should be allowed to proceed unless traffic violations are observed or probable cause exists to take other action. The mere act of avoiding a checkpoint will not constitute grounds for a stop.
- ☒ Drivers who refuse to roll down their windows in order to avoid contact with a law enforcement officer will be waived through and may be followed by an observation car unless reasonable suspicion/ probable cause exists to further the investigation.
- ☒ A systematic approach to stopping vehicles will be established. Either all vehicles will be stopped or a method will be utilized that does not involve random stops at the Deputy's discretion. It will be the on-scene supervisor's responsibility to make a change in the systematic sequence of vehicles stopped if the traffic pattern necessitates a change.
- ☒ An Incident Report will be completed for each Sobriety Checkpoint deployment, including the number of vehicles stopped, number of DUI arrests made, as well as any other violations, which are observed and charged.

Deputy Tim Gausman Badge # 1223 Date 3-25-09
 Print name!




PIMA COUNTY SHERIFF'S DEPARTMENT

SOBRIETY CHECKPOINT BRIEFING

The following items should be explained and discussed prior to conducting any sobriety checkpoint. All of the participating Deputies and Supervisors should be present. Initial next to each item as it is covered in the briefing.

- ☒ Explain the purpose of the sobriety checkpoint. The purpose of these checkpoints is to aid the Pima County Sheriff's Department in detecting and deterring impaired drivers while causing minimal inconvenience and detention to the motoring public. The real value of its ability to deter the impaired driver is a checkpoint where no impaired drivers are detected.
- ☒ Discuss the location chosen for the checkpoint and the statistical data supporting the location.
- ☒ Assign a Supervisor to the Sobriety Checkpoint operation to supervise the on-scene enforcement activities. The Supervisor will remain at the location for the duration of the operation.
- ☒ Traffic control devices and personnel will be placed in conformance with the site map approved by Pima County Department of Transportation or Pima County Sheriff Department Sobriety checkpoint guidelines.
- ☒ Instruct the Deputies to explain the purpose of the checkpoint upon approaching a vehicle. Each motorist should be advised that he/she has been stopped at a sobriety checkpoint established to identify impaired drivers.
- ☒ A Sobriety Checkpoint pamphlet/questionnaire should be given to each motorist during the stop.
- ☒ The following question/statement shall be made upon approaching a vehicle:
"Good evening, this is a Sobriety Checkpoint aimed at deterring impaired driving. Have you consumed any alcohol and/or drugs today?"
- ☒ If the answer is no and there is no compelling reason to detain the vehicle, hand the driver a pamphlet and state, "This brochure explains the Sobriety Checkpoint program. Please look it over at your leisure."



PIMA COUNTY SHERIFF'S DEPARTMENT

SOBRIETY CHECKPOINT BRIEFING

The following items should be explained and discussed prior to conducting any sobriety checkpoint. All of the participating Deputies and Supervisors should be present. Initial next to each item as it is covered in the briefing.

- UN Explain the purpose of the sobriety checkpoint. The purpose of these checkpoints is to aid the Pima County Sheriff's Department in detecting and deterring impaired drivers while causing minimal inconvenience and detention to the motoring public. The real value of its ability to deter the impaired driver is a checkpoint where no impaired drivers are detected.
- DA Discuss the location chosen for the checkpoint and the statistical data supporting the location.
- EN Assign a Supervisor to the Sobriety Checkpoint operation to supervise the on-scene enforcement activities. The Supervisor will remain at the location for the duration of the operation.
- DE Traffic control devices and personnel will be placed in conformance with the site map approved by Pima County Department of Transportation or Pima County Sheriff Department Sobriety checkpoint guidelines.
- DE Instruct the Deputies to explain the purpose of the checkpoint upon approaching a vehicle. Each motorist should be advised that he/she has been stopped at a sobriety checkpoint established to identify impaired drivers.
- DE A Sobriety Checkpoint pamphlet/questionnaire should be given to each motorist during the stop.
- EN The following question/statement shall be made upon approaching a vehicle:
"Good evening, this is a Sobriety Checkpoint aimed at deterring impaired driving. Have you consumed any alcohol and/or drugs today?"
- EN If the answer is no and there is no compelling reason to detain the vehicle, hand the driver a pamphlet and state, "This brochure explains the Sobriety Checkpoint program. Please look it over at your leisure."

- RL If the answer is yes, ask how much and when. At this point, depending on the answers and other circumstances, the attending Deputy should consider if further investigation is warranted. If so, direct the driver to the nearby staging area to continue the investigation. If not, give the driver a brochure and advise them they are free to go.
- RL Instruct the Deputies to visually inspect the driver for red, watery bloodshot eyes; abnormal complexion, vomit, urine or excrement on clothing; or other telltale signs of possible intoxication/impairment familiar to the Deputy. Inspection of the passengers, interior and exterior of the vehicle will also be made. Deputies should observe the driver's breath and look for plain view narcotics, narcotic paraphernalia, and alcoholic beverage containers
- RL The use of artificial light for the inspection of the vehicle's interior and its occupants is legally permissible.
- RL Unless the Deputy observes evidence of impairment, or there is evidence of a more serious violation, the motorist should be allowed to proceed on their way.
- RL A search of the vehicle, or passengers, should be conducted upon probable cause or incident to arrest only.
- RL A motorist who chooses to avoid the checkpoint should be allowed to proceed unless traffic violations are observed or probable cause exists to take other action. The mere act of avoiding a checkpoint will not constitute grounds for a stop.
- RL Drivers who refuse to roll down their windows in order to avoid contact with a law enforcement officer will be waived through and may be followed by an observation car unless reasonable suspicion/ probable cause exists to further the investigation.
- RL A systematic approach to stopping vehicles will be established. Either all vehicles will be stopped or a method will be utilized that does not involve random stops at the Deputy's discretion. It will be the on-scene supervisor's responsibility to make a change in the systematic sequence of vehicles stopped if the traffic pattern necessitates a change.
- RL An Incident Report will be completed for each Sobriety Checkpoint deployment, including the number of vehicles stopped, number of DUI arrests made, as well as any other violations, which are observed and charged.

Deputy Jim Robertson Badge # 5531 Date 03/25/09
 Print name!



PIMA COUNTY SHERIFF'S DEPARTMENT

SOBRIETY CHECKPOINT BRIEFING

The following items should be explained and discussed prior to conducting any sobriety checkpoint. All of the participating Deputies and Supervisors should be present. Initial next to each item as it is covered in the briefing.

- ☒ Explain the purpose of the sobriety checkpoint. The purpose of these checkpoints is to aid the Pima County Sheriff's Department in detecting and deterring impaired drivers while causing minimal inconvenience and detention to the motoring public. The real value of its ability to deter the impaired driver is a checkpoint where no impaired drivers are detected.
- ☐ Discuss the location chosen for the checkpoint and the statistical data supporting the location.
- ☐ Assign a Supervisor to the Sobriety Checkpoint operation to supervise the on-scene enforcement activities. The Supervisor will remain at the location for the duration of the operation.
- ☐ Traffic control devices and personnel will be placed in conformance with the site map approved by Pima County Department of Transportation or Pima County Sheriff Department Sobriety checkpoint guidelines.
- ☐ Instruct the Deputies to explain the purpose of the checkpoint upon approaching a vehicle. Each motorist should be advised that he/she has been stopped at a sobriety checkpoint established to identify impaired drivers.
- ☐ A Sobriety Checkpoint pamphlet/questionnaire should be given to each motorist during the stop.
- ☒ The following question/statement shall be made upon approaching a vehicle: "Good evening, this is a Sobriety Checkpoint aimed at deterring impaired driving. Have you consumed any alcohol and/or drugs today?"
- ☒ If the answer is no and there is no compelling reason to detain the vehicle, hand the driver a pamphlet and state, "This brochure explains the Sobriety Checkpoint program. Please look it over at your leisure."

CW

If the answer is yes, ask how much and when. At this point, depending on the answers and other circumstances, the attending Deputy should consider if further investigation is warranted. If so, direct the driver to the nearby staging area to continue the investigation. If not, give the driver a brochure and advise them they are free to go.

Instruct the Deputies to visually inspect the driver for red, watery bloodshot eyes; abnormal complexion, vomit, urine or excrement on clothing; or other telltale signs of possible intoxication/impairment familiar to the Deputy. Inspection of the passengers, interior and exterior of the vehicle will also be made. Deputies should observe the driver's breath and look for plain view narcotics, narcotic paraphernalia, and alcoholic beverage containers

The use of artificial light for the inspection of the vehicle's interior and its occupants is legally permissible.

Unless the Deputy observes evidence of impairment, or there is evidence of a more serious violation, the motorist should be allowed to proceed on their way.

A search of the vehicle, or passengers, should be conducted upon probable cause or incident to arrest only.

A motorist who chooses to avoid the checkpoint should be allowed to proceed unless traffic violations are observed or probable cause exists to take other action. The mere act of avoiding a checkpoint will not constitute grounds for a stop.


Drivers who refuse to roll down their windows in order to avoid contact with a law enforcement officer will be waived through and may be followed by an observation car unless reasonable suspicion/ probable cause exists to further the investigation.

A systematic approach to stopping vehicles will be established. Either all vehicles will be stopped or a method will be utilized that does not involve random stops at the Deputy's discretion. It will be the on-scene supervisor's responsibility to make a change in the systematic sequence of vehicles stopped if the traffic pattern necessitates a change.

CW

An Incident Report will be completed for each Sobriety Checkpoint deployment, including the number of vehicles stopped, number of DUI arrests made, as well as any other violations, which are observed and charged.

Deputy W. ANOLEAS Badge # 1286 Date 5-25-9
Print name!



PIMA COUNTY SHERIFF'S DEPARTMENT

SOBRIETY CHECKPOINT BRIEFING

The following items should be explained and discussed prior to conducting any sobriety checkpoint. All of the participating Deputies and Supervisors should be present. Initial next to each item as it is covered in the briefing.

CH Explain the purpose of the sobriety checkpoint. The purpose of these checkpoints is to aid the Pima County Sheriff's Department in detecting and deterring impaired drivers while causing minimal inconvenience and detention to the motoring public. The real value of its ability to deter the impaired driver is a checkpoint where no impaired drivers are detected.

CH Discuss the location chosen for the checkpoint and the statistical data supporting the location.

CH Assign a Supervisor to the Sobriety Checkpoint operation to supervise the on-scene enforcement activities. The Supervisor will remain at the location for the duration of the operation.

CH Traffic control devices and personnel will be placed in conformance with the site map approved by Pima County Department of Transportation or Pima County Sheriff Department Sobriety checkpoint guidelines.

CH Instruct the Deputies to explain the purpose of the checkpoint upon approaching a vehicle. Each motorist should be advised that he/she has been stopped at a sobriety checkpoint established to identify impaired drivers.

CH A Sobriety Checkpoint pamphlet/questionnaire should be given to each motorist during the stop.

CH The following question/statement shall be made upon approaching a vehicle:
"Good evening, this is a Sobriety Checkpoint aimed at deterring impaired driving. Have you consumed any alcohol and/or drugs today?"

CH If the answer is no and there is no compelling reason to detain the vehicle, hand the driver a pamphlet and state, "This brochure explains the Sobriety Checkpoint program. Please look it over at your leisure."

If the answer is yes, ask how much and when. At this point, depending on the answers and other circumstances, the attending Deputy should consider if further investigation is warranted. If so, direct the driver to the nearby staging area to continue the investigation. If not, give the driver a brochure and advise them they are free to go.

Instruct the Deputies to visually inspect the driver for red, watery bloodshot eyes; abnormal complexion, vomit, urine or excrement on clothing; or other telltale signs of possible intoxication/impairment familiar to the Deputy. Inspection of the passengers, interior and exterior of the vehicle will also be made. Deputies should observe the driver's breath and look for plain view narcotics, narcotic paraphernalia, and alcoholic beverage containers

The use of artificial light for the inspection of the vehicle's interior and its occupants is legally permissible.

Unless the Deputy observes evidence of impairment, or there is evidence of a more serious violation, the motorist should be allowed to proceed on their way.

A search of the vehicle, or passengers, should be conducted upon probable cause or incident to arrest only.


A motorist who chooses to avoid the checkpoint should be allowed to proceed unless traffic violations are observed or probable cause exists to take other action. The mere act of avoiding a checkpoint will not constitute grounds for a stop.

Drivers who refuse to roll down their windows in order to avoid contact with a law enforcement officer will be waived through and may be followed by an observation car unless reasonable suspicion/ probable cause exists to further the investigation.

A systematic approach to stopping vehicles will be established. Either all vehicles will be stopped or a method will be utilized that does not involve random stops at the Deputy's discretion. It will be the on-scene supervisor's responsibility to make a change in the systematic sequence of vehicles stopped if the traffic pattern necessitates a change.

An Incident Report will be completed for each Sobriety Checkpoint deployment, including the number of vehicles stopped, number of DUI arrests made, as well as any other violations, which are observed and charged.

Deputy CHARLES RYNT Badge # 09221 Date 3-25-09
Print name!



PIMA COUNTY SHERIFF'S DEPARTMENT


SOBRIETY CHECKPOINT BRIEFING

The following items should be explained and discussed prior to conducting any sobriety checkpoint. All of the participating Deputies and Supervisors should be present. Initial next to each item as it is covered in the briefing.

- ✓ Explain the purpose of the sobriety checkpoint. The purpose of these checkpoints is to aid the Pima County Sheriff's Department in detecting and deterring impaired drivers while causing minimal inconvenience and detention to the motoring public. The real value of its ability to deter the impaired driver is a checkpoint where no impaired drivers are detected.
- ✓ Discuss the location chosen for the checkpoint and the statistical data supporting the location.
- ✓ Assign a Supervisor to the Sobriety Checkpoint operation to supervise the on-scene enforcement activities. The Supervisor will remain at the location for the duration of the operation.
- ✓ Traffic control devices and personnel will be placed in conformance with the site map approved by Pima County Department of Transportation or Pima County Sheriff Department Sobriety checkpoint guidelines.
- ✓ Instruct the Deputies to explain the purpose of the checkpoint upon approaching a vehicle. Each motorist should be advised that he/she has been stopped at a sobriety checkpoint established to identify impaired drivers.
- ✓ A Sobriety Checkpoint pamphlet/questionnaire should be given to each motorist during the stop.
- ✓ The following question/statement shall be made upon approaching a vehicle:
"Good evening, this is a Sobriety Checkpoint aimed at deterring impaired driving. Have you consumed any alcohol and/or drugs today?"
- ✓ If the answer is no and there is no compelling reason to detain the vehicle, hand the driver a pamphlet and state, "This brochure explains the Sobriety Checkpoint program. Please look it over at your leisure."

- ☒ If the answer is yes, ask how much and when. At this point, depending on the answers and other circumstances, the attending Deputy should consider if further investigation is warranted. If so, direct the driver to the nearby staging area to continue the investigation. If not, give the driver a brochure and advise them they are free to go.
- ☒ Instruct the Deputies to visually inspect the driver for red, watery bloodshot eyes; abnormal complexion, vomit, urine or excrement on clothing; or other telltale signs of possible intoxication/impairment familiar to the Deputy. Inspection of the passengers, interior and exterior of the vehicle will also be made. Deputies should observe the driver's breath and look for plain view narcotics, narcotic paraphernalia, and alcoholic beverage containers
- ☒ The use of artificial light for the inspection of the vehicle's interior and its occupants is legally permissible.
- ☒ Unless the Deputy observes evidence of impairment, or there is evidence of a more serious violation, the motorist should be allowed to proceed on their way.
- ☒ A search of the vehicle, or passengers, should be conducted upon probable cause or incident to arrest only.
- ☒ A motorist who chooses to avoid the checkpoint should be allowed to proceed unless traffic violations are observed or probable cause exists to take other action. The mere act of avoiding a checkpoint will not constitute grounds for a stop.
- ☒ Drivers who refuse to roll down their windows in order to avoid contact with a law enforcement officer will be waived through and may be followed by an observation car unless reasonable suspicion/ probable cause exists to further the investigation.
- ☒ A systematic approach to stopping vehicles will be established. Either all vehicles will be stopped or a method will be utilized that does not involve random stops at the Deputy's discretion. It will be the on-scene supervisor's responsibility to make a change in the systematic sequence of vehicles stopped if the traffic pattern necessitates a change.
- ☒ An Incident Report will be completed for each Sobriety Checkpoint deployment, including the number of vehicles stopped, number of DUI arrests made, as well as any other violations, which are observed and charged.

Deputy BRUCE SELLERS Badge # 09-379 Date 03-25-09
 Print name!



PIMA COUNTY SHERIFF'S DEPARTMENT

SOBRIETY CHECKPOINT BRIEFING

The following items should be explained and discussed prior to conducting any sobriety checkpoint. All of the participating Deputies and Supervisors should be present. Initial next to each item as it is covered in the briefing.

- ✓ Explain the purpose of the sobriety checkpoint. The purpose of these checkpoints is to aid the Pima County Sheriff's Department in detecting and deterring impaired drivers while causing minimal inconvenience and detention to the motoring public. The real value of its ability to deter the impaired driver is a checkpoint where no impaired drivers are detected.
- ✓ Discuss the location chosen for the checkpoint and the statistical data supporting the location.
- ✓ Assign a Supervisor to the Sobriety Checkpoint operation to supervise the on-scene enforcement activities. The Supervisor will remain at the location for the duration of the operation.
- ✓ Traffic control devices and personnel will be placed in conformance with the site map approved by Pima County Department of Transportation or Pima County Sheriff Department Sobriety checkpoint guidelines.
- ✓ Instruct the Deputies to explain the purpose of the checkpoint upon approaching a vehicle. Each motorist should be advised that he/she has been stopped at a sobriety checkpoint established to identify impaired drivers.
- ✓ A Sobriety Checkpoint pamphlet/questionnaire should be given to each motorist during the stop.
- ✓ The following question/statement shall be made upon approaching a vehicle:
"Good evening, this is a Sobriety Checkpoint aimed at deterring impaired driving. Have you consumed any alcohol and/or drugs today?"
- ✓ If the answer is no and there is no compelling reason to detain the vehicle, hand the driver a pamphlet and state, "This brochure explains the Sobriety Checkpoint program. Please look it over at your leisure."

- ✓ If the answer is yes, ask how much and when. At this point, depending on the answers and other circumstances, the attending Deputy should consider if further investigation is warranted. If so, direct the driver to the nearby staging area to continue the investigation. If not, give the driver a brochure and advise them they are free to go.
- ✓ Instruct the Deputies to visually inspect the driver for red, watery bloodshot eyes; abnormal complexion, vomit, urine or excrement on clothing; or other telltale signs of possible intoxication/impairment familiar to the Deputy. Inspection of the passengers, interior and exterior of the vehicle will also be made. Deputies should observe the driver's breath and look for plain view narcotics, narcotic paraphernalia, and alcoholic beverage containers
- ✓ The use of artificial light for the inspection of the vehicle's interior and its occupants is legally permissible.
- ✓ Unless the Deputy observes evidence of impairment, or there is evidence of a more serious violation, the motorist should be allowed to proceed on their way.
- ✓ A search of the vehicle, or passengers, should be conducted upon probable cause or incident to arrest only.
- ✓ A motorist who chooses to avoid the checkpoint should be allowed to proceed unless traffic violations are observed or probable cause exists to take other action. The mere act of avoiding a checkpoint will not constitute grounds for a stop.
- ✓ Drivers who refuse to roll down their windows in order to avoid contact with a law enforcement officer will be waived through and may be followed by an observation car unless reasonable suspicion/ probable cause exists to further the investigation.
- ✓ A systematic approach to stopping vehicles will be established. Either all vehicles will be stopped or a method will be utilized that does not involve random stops at the Deputy's discretion. It will be the on-scene supervisor's responsibility to make a change in the systematic sequence of vehicles stopped if the traffic pattern necessitates a change.
- ✓ An Incident Report will be completed for each Sobriety Checkpoint deployment, including the number of vehicles stopped, number of DUI arrests made, as well as any other violations, which are observed and charged.

Deputy J.S. Young Badge # 09-359 Date 03/25/09
 Print name! AZ RANGERS

If the answer is yes, ask how much and when. At this point, depending on the answers and other circumstances, the attending Deputy should consider if further investigation is warranted. If so, direct the driver to the nearby staging area to continue the investigation. If not, give the driver a brochure and advise them they are free to go.

Instruct the Deputies to visually inspect the driver for red, watery bloodshot eyes; abnormal complexion, vomit, urine or excrement on clothing; or other telltale signs of possible intoxication/impairment familiar to the Deputy. Inspection of the passengers, interior and exterior of the vehicle will also be made. Deputies should observe the driver's breath and look for plain view narcotics, narcotic paraphernalia, and alcoholic beverage containers

The use of artificial light for the inspection of the vehicle's interior and its occupants is legally permissible.

Unless the Deputy observes evidence of impairment, or there is evidence of a more serious violation, the motorist should be allowed to proceed on their way.

A search of the vehicle, or passengers, should be conducted upon probable cause or incident to arrest only.


A motorist who chooses to avoid the checkpoint should be allowed to proceed unless traffic violations are observed or probable cause exists to take other action. The mere act of avoiding a checkpoint will not constitute grounds for a stop.

Drivers who refuse to roll down their windows in order to avoid contact with a law enforcement officer will be waived through and may be followed by an observation car unless reasonable suspicion/ probable cause exists to further the investigation.

A systematic approach to stopping vehicles will be established. Either all vehicles will be stopped or a method will be utilized that does not involve random stops at the Deputy's discretion. It will be the on-scene supervisor's responsibility to make a change in the systematic sequence of vehicles stopped if the traffic pattern necessitates a change.

An Incident Report will be completed for each Sobriety Checkpoint deployment, including the number of vehicles stopped, number of DUI arrests made, as well as any other violations, which are observed and charged.

Deputy MSGT JACOB FRIEDMAN Badge # 09-367 Date 3/25/09
Print name! ARIZONA RANGERS



PIMA COUNTY SHERIFF'S DEPARTMENT

SOBRIETY CHECKPOINT BRIEFING

The following items should be explained and discussed prior to conducting any sobriety checkpoint. All of the participating Deputies and Supervisors should be present. Initial next to each item as it is covered in the briefing.

JS Explain the purpose of the sobriety checkpoint. The purpose of these checkpoints is to aid the Pima County Sheriff's Department in detecting and deterring impaired drivers while causing minimal inconvenience and detention to the motoring public. The real value of its ability to deter the impaired driver is a checkpoint where no impaired drivers are detected.

JS Discuss the location chosen for the checkpoint and the statistical data supporting the location.

JS Assign a Supervisor to the Sobriety Checkpoint operation to supervise the on-scene enforcement activities. The Supervisor will remain at the location for the duration of the operation.


JS Traffic control devices and personnel will be placed in conformance with the site map approved by Pima County Department of Transportation or Pima County Sheriff Department Sobriety checkpoint guidelines.

JS Instruct the Deputies to explain the purpose of the checkpoint upon approaching a vehicle. Each motorist should be advised that he/she has been stopped at a sobriety checkpoint established to identify impaired drivers.

JS A Sobriety Checkpoint pamphlet/questionnaire should be given to each motorist during the stop.

JS The following question/statement shall be made upon approaching a vehicle:
"Good evening, this is a Sobriety Checkpoint aimed at deterring impaired driving. Have you consumed any alcohol and/or drugs today?"

JS If the answer is no and there is no compelling reason to detain the vehicle, hand the driver a pamphlet and state, "This brochure explains the Sobriety Checkpoint program. Please look it over at your leisure."



PIMA COUNTY SHERIFF'S DEPARTMENT

SOBRIETY CHECKPOINT BRIEFING

The following items should be explained and discussed prior to conducting any sobriety checkpoint. All of the participating Deputies and Supervisors should be present. Initial next to each item as it is covered in the briefing.

all Explain the purpose of the sobriety checkpoint. The purpose of these checkpoints is to aid the Pima County Sheriff's Department in detecting and deterring impaired drivers while causing minimal inconvenience and detention to the motoring public. The real value of its ability to deter the impaired driver is a checkpoint where no impaired drivers are detected.

all Discuss the location chosen for the checkpoint and the statistical data supporting the location.

all Assign a Supervisor to the Sobriety Checkpoint operation to supervise the on-scene enforcement activities. The Supervisor will remain at the location for the duration of the operation.

all Traffic control devices and personnel will be placed in conformance with the site map approved by Pima County Department of Transportation or Pima County Sheriff Department Sobriety checkpoint guidelines.

all Instruct the Deputies to explain the purpose of the checkpoint upon approaching a vehicle. Each motorist should be advised that he/she has been stopped at a sobriety checkpoint established to identify impaired drivers.

all A Sobriety Checkpoint pamphlet/questionnaire should be given to each motorist during the stop.

all The following question/statement shall be made upon approaching a vehicle:
 "Good evening, this is a Sobriety Checkpoint aimed at deterring impaired driving. Have you consumed any alcohol and/or drugs today?"

all If the answer is no and there is no compelling reason to detain the vehicle, hand the driver a pamphlet and state, "This brochure explains the Sobriety Checkpoint program. Please look it over at your leisure."

[Signature] If the answer is yes, ask how much and when. At this point, depending on the answers and other circumstances, the attending Deputy should consider if further investigation is warranted. If so, direct the driver to the nearby staging area to continue the investigation. If not, give the driver a brochure and advise them they are free to go.

[Signature] Instruct the Deputies to visually inspect the driver for red, watery bloodshot eyes; abnormal complexion, vomit, urine or excrement on clothing; or other telltale signs of possible intoxication/impairment familiar to the Deputy. Inspection of the passengers, interior and exterior of the vehicle will also be made. Deputies should observe the driver's breath and look for plain view narcotics, narcotic paraphernalia, and alcoholic beverage containers

[Signature] The use of artificial light for the inspection of the vehicle's interior and its occupants is legally permissible.

[Signature] Unless the Deputy observes evidence of impairment, or there is evidence of a more serious violation, the motorist should be allowed to proceed on their way.

[Signature] A search of the vehicle, or passengers, should be conducted upon probable cause or incident to arrest only.


[Signature] A motorist who chooses to avoid the checkpoint should be allowed to proceed unless traffic violations are observed or probable cause exists to take other action. The mere act of avoiding a checkpoint will not constitute grounds for a stop.

[Signature] Drivers who refuse to roll down their windows in order to avoid contact with a law enforcement officer will be waived through and may be followed by an observation car unless reasonable suspicion/ probable cause exists to further the investigation.

[Signature] A systematic approach to stopping vehicles will be established. Either all vehicles will be stopped or a method will be utilized that does not involve random stops at the Deputy's discretion. It will be the on-scene supervisor's responsibility to make a change in the systematic sequence of vehicles stopped if the traffic pattern necessitates a change.

[Signature] An Incident Report will be completed for each Sobriety Checkpoint deployment, including the number of vehicles stopped, number of DUI arrests made, as well as any other violations, which are observed and charged.

Deputy Colin Winham Badge # 16388 Date 3-25-06
Print name!



PIMA COUNTY SHERIFF'S DEPARTMENT

SOBRIETY CHECKPOINT BRIEFING

The following items should be explained and discussed prior to conducting any sobriety checkpoint. All of the participating Deputies and Supervisors should be present. Initial next to each item as it is covered in the briefing.

AS Explain the purpose of the sobriety checkpoint. The purpose of these checkpoints is to aid the Pima County Sheriff's Department in detecting and deterring impaired drivers while causing minimal inconvenience and detention to the motoring public. The real value of its ability to deter the impaired driver is a checkpoint where no impaired drivers are detected.

AS Discuss the location chosen for the checkpoint and the statistical data supporting the location.

AS Assign a Supervisor to the Sobriety Checkpoint operation to supervise the on-scene enforcement activities. The Supervisor will remain at the location for the duration of the operation.


AS Traffic control devices and personnel will be placed in conformance with the site map approved by Pima County Department of Transportation or Pima County Sheriff Department Sobriety checkpoint guidelines.


AS Instruct the Deputies to explain the purpose of the checkpoint upon approaching a vehicle. Each motorist should be advised that he/she has been stopped at a sobriety checkpoint established to identify impaired drivers.


AS A Sobriety Checkpoint pamphlet/questionnaire should be given to each motorist during the stop.


AS The following question/statement shall be made upon approaching a vehicle:
 "Good evening, this is a Sobriety Checkpoint aimed at deterring impaired driving. Have you consumed any alcohol and/or drugs today?"


AS If the answer is no and there is no compelling reason to detain the vehicle, hand the driver a pamphlet and state, "This brochure explains the Sobriety Checkpoint program. Please look it over at your leisure."


 If the answer is yes, ask how much and when. At this point, depending on the answers and other circumstances, the attending Deputy should consider if further investigation is warranted. If so, direct the driver to the nearby staging area to continue the investigation. If not, give the driver a brochure and advise them they are free to go.


 Instruct the Deputies to visually inspect the driver for red, watery bloodshot eyes; abnormal complexion, vomit, urine or excrement on clothing; or other telltale signs of possible intoxication/impairment familiar to the Deputy. Inspection of the passengers, interior and exterior of the vehicle will also be made. Deputies should observe the driver's breath and look for plain view narcotics, narcotic paraphernalia, and alcoholic beverage containers


 The use of artificial light for the inspection of the vehicle's interior and its occupants is legally permissible.


 Unless the Deputy observes evidence of impairment, or there is evidence of a more serious violation, the motorist should be allowed to proceed on their way.

 A search of the vehicle, or passengers, should be conducted upon probable cause or incident to arrest only.

 A motorist who chooses to avoid the checkpoint should be allowed to proceed unless traffic violations are observed or probable cause exists to take other action. The mere act of avoiding a checkpoint will not constitute grounds for a stop.

 Drivers who refuse to roll down their windows in order to avoid contact with a law enforcement officer will be waived through and may be followed by an observation car unless reasonable suspicion/ probable cause exists to further the investigation.

 A systematic approach to stopping vehicles will be established. Either all vehicles will be stopped or a method will be utilized that does not involve random stops at the Deputy's discretion. It will be the on-scene supervisor's responsibility to make a change in the systematic sequence of vehicles stopped if the traffic pattern necessitates a change.

 An Incident Report will be completed for each Sobriety Checkpoint deployment, including the number of vehicles stopped, number of DUI arrests made, as well as any other violations, which are observed and charged.

SAU Deputy Patrick J. Clemens Badge # 445 Date 3/25/2009
Print name!



PIMA COUNTY SHERIFF'S DEPARTMENT

SOBRIETY CHECKPOINT BRIEFING

The following items should be explained and discussed prior to conducting any sobriety checkpoint. All of the participating Deputies and Supervisors should be present. Initial next to each item as it is covered in the briefing.

- Explain the purpose of the sobriety checkpoint. The purpose of these checkpoints is to aid the Pima County Sheriff's Department in detecting and deterring impaired drivers while causing minimal inconvenience and detention to the motoring public. The real value of its ability to deter the impaired driver is a checkpoint where no impaired drivers are detected.
- Discuss the location chosen for the checkpoint and the statistical data supporting the location.
- Assign a Supervisor to the Sobriety Checkpoint operation to supervise the on-scene enforcement activities. The Supervisor will remain at the location for the duration of the operation.
- Traffic control devices and personnel will be placed in conformance with the site map approved by Pima County Department of Transportation or Pima County Sheriff Department Sobriety checkpoint guidelines.
- Instruct the Deputies to explain the purpose of the checkpoint upon approaching a vehicle. Each motorist should be advised that he/she has been stopped at a sobriety checkpoint established to identify impaired drivers.
- A Sobriety Checkpoint pamphlet/questionnaire should be given to each motorist during the stop.
- The following question/statement shall be made upon approaching a vehicle:
 "Good evening, this is a Sobriety Checkpoint aimed at deterring impaired driving. Have you consumed any alcohol and/or drugs today?"
 If the answer is no and there is no compelling reason to detain the vehicle, hand the driver a pamphlet and state, "This brochure explains the Sobriety Checkpoint program. Please look it over at your leisure."

If the answer is yes, ask how much and when. At this point, depending on the answers and other circumstances, the attending Deputy should consider if further investigation is warranted. If so, direct the driver to the nearby staging area to continue the investigation. If not, give the driver a brochure and advise them they are free to go.

Instruct the Deputies to visually inspect the driver for red, watery bloodshot eyes; abnormal complexion, vomit, urine or excrement on clothing; or other telltale signs of possible intoxication/impairment familiar to the Deputy. Inspection of the passengers, interior and exterior of the vehicle will also be made. Deputies should observe the driver's breath and look for plain view narcotics, narcotic paraphernalia, and alcoholic beverage containers

The use of artificial light for the inspection of the vehicle's interior and its occupants is legally permissible.

Unless the Deputy observes evidence of impairment, or there is evidence of a more serious violation, the motorist should be allowed to proceed on their way.

A search of the vehicle, or passengers, should be conducted upon probable cause or incident to arrest only.


A motorist who chooses to avoid the checkpoint should be allowed to proceed unless traffic violations are observed or probable cause exists to take other action. The mere act of avoiding a checkpoint will not constitute grounds for a stop.

Drivers who refuse to roll down their windows in order to avoid contact with a law enforcement officer will be waived through and may be followed by an observation car unless reasonable suspicion/ probable cause exists to further the investigation.

A systematic approach to stopping vehicles will be established. Either all vehicles will be stopped or a method will be utilized that does not involve random stops at the Deputy's discretion. It will be the on-scene supervisor's responsibility to make a change in the systematic sequence of vehicles stopped if the traffic pattern necessitates a change.

An Incident Report will be completed for each Sobriety Checkpoint deployment, including the number of vehicles stopped, number of DUI arrests made, as well as any other violations, which are observed and charged.

Deputy Jesse L. Anderson Badge # 244 Date 3/20/9
Print name!



PIMA COUNTY SHERIFF'S DEPARTMENT

SOBRIETY CHECKPOINT BRIEFING

The following items should be explained and discussed prior to conducting any sobriety checkpoint. All of the participating Deputies and Supervisors should be present. Initial next to each item as it is covered in the briefing.

EW

Explain the purpose of the sobriety checkpoint. The purpose of these checkpoints is to aid the Pima County Sheriff's Department in detecting and deterring impaired drivers while causing minimal inconvenience and detention to the motoring public. The real value of its ability to deter the impaired driver is a checkpoint where no impaired drivers are detected.

EW

Discuss the location chosen for the checkpoint and the statistical data supporting the location.

EW

Assign a Supervisor to the Sobriety Checkpoint operation to supervise the on-scene enforcement activities. The Supervisor will remain at the location for the duration of the operation.

EW

Traffic control devices and personnel will be placed in conformance with the site map approved by Pima County Department of Transportation or Pima County Sheriff Department Sobriety checkpoint guidelines.

EW

Instruct the Deputies to explain the purpose of the checkpoint upon approaching a vehicle. Each motorist should be advised that he/she has been stopped at a sobriety checkpoint established to identify impaired drivers.

EW

A Sobriety Checkpoint pamphlet/questionnaire should be given to each motorist during the stop.

EW

The following question/statement shall be made upon approaching a vehicle:
"Good evening, this is a Sobriety Checkpoint aimed at deterring impaired driving. Have you consumed any alcohol and/or drugs today?"

EW

If the answer is no and there is no compelling reason to detain the vehicle, hand the driver a pamphlet and state, "This brochure explains the Sobriety Checkpoint program. Please look it over at your leisure."

FW

If the answer is yes, ask how much and when. At this point, depending on the answers and other circumstances, the attending Deputy should consider if further investigation is warranted. If so, direct the driver to the nearby staging area to continue the investigation. If not, give the driver a brochure and advise them they are free to go.

FW

Instruct the Deputies to visually inspect the driver for red, watery bloodshot eyes; abnormal complexion, vomit, urine or excrement on clothing; or other telltale signs of possible intoxication/impairment familiar to the Deputy. Inspection of the passengers, interior and exterior of the vehicle will also be made. Deputies should observe the driver's breath and look for plain view narcotics, narcotic paraphernalia, and alcoholic beverage containers

FW

The use of artificial light for the inspection of the vehicle's interior and its occupants is legally permissible.

FW

Unless the Deputy observes evidence of impairment, or there is evidence of a more serious violation, the motorist should be allowed to proceed on their way.

FW

A search of the vehicle, or passengers, should be conducted upon probable cause or incident to arrest only.

FW

A motorist who chooses to avoid the checkpoint should be allowed to proceed unless traffic violations are observed or probable cause exists to take other action. The mere act of avoiding a checkpoint will not constitute grounds for a stop.

FW

Drivers who refuse to roll down their windows in order to avoid contact with a law enforcement officer will be waived through and may be followed by an observation car unless reasonable suspicion/ probable cause exists to further the investigation.

FW

A systematic approach to stopping vehicles will be established. Either all vehicles will be stopped or a method will be utilized that does not involve random stops at the Deputy's discretion. It will be the on-scene supervisor's responsibility to make a change in the systematic sequence of vehicles stopped if the traffic pattern necessitates a change.

FW

An Incident Report will be completed for each Sobriety Checkpoint deployment, including the number of vehicles stopped, number of DUI arrests made, as well as any other violations, which are observed and charged.


SAV
Deputy

FRED WEBSTER

Badge # 5861

Date 03/25/09

Print name!



PIMA COUNTY SHERIFF'S DEPARTMENT

SOBRIETY CHECKPOINT BRIEFING

The following items should be explained and discussed prior to conducting any sobriety checkpoint. All of the participating Deputies and Supervisors should be present. Initial next to each item as it is covered in the briefing.

- RNC Explain the purpose of the sobriety checkpoint. The purpose of these checkpoints is to aid the Pima County Sheriff's Department in detecting and deterring impaired drivers while causing minimal inconvenience and detention to the motoring public. The real value of its ability to deter the impaired driver is a checkpoint where no impaired drivers are detected.
- Discuss the location chosen for the checkpoint and the statistical data supporting the location.
- Assign a Supervisor to the Sobriety Checkpoint operation to supervise the on-scene enforcement activities. The Supervisor will remain at the location for the duration of the operation.
- Traffic control devices and personnel will be placed in conformance with the site map approved by Pima County Department of Transportation or Pima County Sheriff Department Sobriety checkpoint guidelines.
- Instruct the Deputies to explain the purpose of the checkpoint upon approaching a vehicle. Each motorist should be advised that he/she has been stopped at a sobriety checkpoint established to identify impaired drivers.
- A Sobriety Checkpoint pamphlet/questionnaire should be given to each motorist during the stop.
- The following question/statement shall be made upon approaching a vehicle:
 "Good evening, this is a Sobriety Checkpoint aimed at deterring impaired driving. Have you consumed any alcohol and/or drugs today?"
- RNC If the answer is no and there is no compelling reason to detain the vehicle, hand the driver a pamphlet and state, "This brochure explains the Sobriety Checkpoint program. Please look it over at your leisure."

RWC If the answer is yes, ask how much and when. At this point, depending on the answers and other circumstances, the attending Deputy should consider if further investigation is warranted. If so, direct the driver to the nearby staging area to continue the investigation. If not, give the driver a brochure and advise them they are free to go.

Instruct the Deputies to visually inspect the driver for red, watery bloodshot eyes; abnormal complexion, vomit, urine or excrement on clothing; or other telltale signs of possible intoxication/impairment familiar to the Deputy. Inspection of the passengers, interior and exterior of the vehicle will also be made. Deputies should observe the driver's breath and look for plain view narcotics, narcotic paraphernalia, and alcoholic beverage containers

The use of artificial light for the inspection of the vehicle's interior and its occupants is legally permissible.

Unless the Deputy observes evidence of impairment, or there is evidence of a more serious violation, the motorist should be allowed to proceed on their way.

A search of the vehicle, or passengers, should be conducted upon probable cause or incident to arrest only.


A motorist who chooses to avoid the checkpoint should be allowed to proceed unless traffic violations are observed or probable cause exists to take other action. The mere act of avoiding a checkpoint will not constitute grounds for a stop.

Drivers who refuse to roll down their windows in order to avoid contact with a law enforcement officer will be waived through and may be followed by an observation car unless reasonable suspicion/ probable cause exists to further the investigation.

A systematic approach to stopping vehicles will be established. Either all vehicles will be stopped or a method will be utilized that does not involve random stops at the Deputy's discretion. It will be the on-scene supervisor's responsibility to make a change in the systematic sequence of vehicles stopped if the traffic pattern necessitates a change.

RWC An Incident Report will be completed for each Sobriety Checkpoint deployment, including the number of vehicles stopped, number of DUI arrests made, as well as any other violations, which are observed and charged.

Deputy R. CARLSON Badge # 5959 Date 3/25/09
Print name!



PIMA COUNTY SHERIFF'S DEPARTMENT

SOBRIETY CHECKPOINT BRIEFING

The following items should be explained and discussed prior to conducting any sobriety checkpoint. All of the participating Deputies and Supervisors should be present. Initial next to each item as it is covered in the briefing.

- DWL Explain the purpose of the sobriety checkpoint. The purpose of these checkpoints is to aid the Pima County Sheriff's Department in detecting and deterring impaired drivers while causing minimal inconvenience and detention to the motoring public. The real value of its ability to deter the impaired driver is a checkpoint where no impaired drivers are detected.
- Discuss the location chosen for the checkpoint and the statistical data supporting the location.
- Assign a Supervisor to the Sobriety Checkpoint operation to supervise the on-scene enforcement activities. The Supervisor will remain at the location for the duration of the operation.
- Traffic control devices and personnel will be placed in conformance with the site map approved by Pima County Department of Transportation or Pima County Sheriff Department Sobriety checkpoint guidelines.
- Instruct the Deputies to explain the purpose of the checkpoint upon approaching a vehicle. Each motorist should be advised that he/she has been stopped at a sobriety checkpoint established to identify impaired drivers.
- A Sobriety Checkpoint pamphlet/questionnaire should be given to each motorist during the stop.
- The following question/statement shall be made upon approaching a vehicle:
"Good evening, this is a Sobriety Checkpoint aimed at deterring impaired driving. Have you consumed any alcohol and/or drugs today?"
- DWL If the answer is no and there is no compelling reason to detain the vehicle, hand the driver a pamphlet and state, "This brochure explains the Sobriety Checkpoint program. Please look it over at your leisure."

DWL If the answer is yes, ask how much and when. At this point, depending on the answers and other circumstances, the attending Deputy should consider if further investigation is warranted. If so, direct the driver to the nearby staging area to continue the investigation. If not, give the driver a brochure and advise them they are free to go.

Instruct the Deputies to visually inspect the driver for red, watery bloodshot eyes; abnormal complexion, vomit, urine or excrement on clothing; or other telltale signs of possible intoxication/impairment familiar to the Deputy. Inspection of the passengers, interior and exterior of the vehicle will also be made. Deputies should observe the driver's breath and look for plain view narcotics, narcotic paraphernalia, and alcoholic beverage containers

The use of artificial light for the inspection of the vehicle's interior and its occupants is legally permissible.

Unless the Deputy observes evidence of impairment, or there is evidence of a more serious violation, the motorist should be allowed to proceed on their way.

A search of the vehicle, or passengers, should be conducted upon probable cause or incident to arrest only.

A motorist who chooses to avoid the checkpoint should be allowed to proceed unless traffic violations are observed or probable cause exists to take other action. The mere act of avoiding a checkpoint will not constitute grounds for a stop.

Drivers who refuse to roll down their windows in order to avoid contact with a law enforcement officer will be waived through and may be followed by an observation car unless reasonable suspicion/ probable cause exists to further the investigation.

A systematic approach to stopping vehicles will be established. Either all vehicles will be stopped or a method will be utilized that does not involve random stops at the Deputy's discretion. It will be the on-scene supervisor's responsibility to make a change in the systematic sequence of vehicles stopped if the traffic pattern necessitates a change.

DWL An Incident Report will be completed for each Sobriety Checkpoint deployment, including the number of vehicles stopped, number of DUI arrests made, as well as any other violations, which are observed and charged.

Deputy DAVID LAFONTAEN Badge # 5084 Date 03/25/09
Print name!



PIMA COUNTY SHERIFF'S DEPARTMENT

SOBRIETY CHECKPOINT BRIEFING

The following items should be explained and discussed prior to conducting any sobriety checkpoint. All of the participating Deputies and Supervisors should be present. Initial next to each item as it is covered in the briefing.

- BS Explain the purpose of the sobriety checkpoint. The purpose of these checkpoints is to aid the Pima County Sheriff's Department in detecting and deterring impaired drivers while causing minimal inconvenience and detention to the motoring public. The real value of its ability to deter the impaired driver is a checkpoint where no impaired drivers are detected.
- Discuss the location chosen for the checkpoint and the statistical data supporting the location.
- Assign a Supervisor to the Sobriety Checkpoint operation to supervise the on-scene enforcement activities. The Supervisor will remain at the location for the duration of the operation.
- Traffic control devices and personnel will be placed in conformance with the site map approved by Pima County Department of Transportation or Pima County Sheriff Department Sobriety checkpoint guidelines.
- Instruct the Deputies to explain the purpose of the checkpoint upon approaching a vehicle. Each motorist should be advised that he/she has been stopped at a sobriety checkpoint established to identify impaired drivers.
- A Sobriety Checkpoint pamphlet/questionnaire should be given to each motorist during the stop.
- The following question/statement shall be made upon approaching a vehicle:
 "Good evening, this is a Sobriety Checkpoint aimed at deterring impaired driving. Have you consumed any alcohol and/or drugs today?"
 If the answer is no and there is no compelling reason to detain the vehicle, hand the driver a pamphlet and state, "This brochure explains the Sobriety Checkpoint program. Please look it over at your leisure."

15

If the answer is yes, ask how much and when. At this point, depending on the answers and other circumstances, the attending Deputy should consider if further investigation is warranted. If so, direct the driver to the nearby staging area to continue the investigation. If not, give the driver a brochure and advise them they are free to go.

Instruct the Deputies to visually inspect the driver for red, watery bloodshot eyes; abnormal complexion, vomit, urine or excrement on clothing; or other telltale signs of possible intoxication/impairment familiar to the Deputy. Inspection of the passengers, interior and exterior of the vehicle will also be made. Deputies should observe the driver's breath and look for plain view narcotics, narcotic paraphernalia, and alcoholic beverage containers

The use of artificial light for the inspection of the vehicle's interior and its occupants is legally permissible.

Unless the Deputy observes evidence of impairment, or there is evidence of a more serious violation, the motorist should be allowed to proceed on their way.

A search of the vehicle, or passengers, should be conducted upon probable cause or incident to arrest only.

A motorist who chooses to avoid the checkpoint should be allowed to proceed unless traffic violations are observed or probable cause exists to take other action. The mere act of avoiding a checkpoint will not constitute grounds for a stop.

Drivers who refuse to roll down their windows in order to avoid contact with a law enforcement officer will be waived through and may be followed by an observation car unless reasonable suspicion/ probable cause exists to further the investigation.

A systematic approach to stopping vehicles will be established. Either all vehicles will be stopped or a method will be utilized that does not involve random stops at the Deputy's discretion. It will be the on-scene supervisor's responsibility to make a change in the systematic sequence of vehicles stopped if the traffic pattern necessitates a change.

An Incident Report will be completed for each Sobriety Checkpoint deployment, including the number of vehicles stopped, number of DUI arrests made, as well as any other violations, which are observed and charged.

Deputy DEWITT Badge # 5670 Date 3/21/09
Print name!



PIMA COUNTY SHERIFF'S DEPARTMENT

SOBRIETY CHECKPOINT BRIEFING

The following items should be explained and discussed prior to conducting any sobriety checkpoint. All of the participating Deputies and Supervisors should be present. Initial next to each item as it is covered in the briefing.

ROK Explain the purpose of the sobriety checkpoint. The purpose of these checkpoints is to aid the Pima County Sheriff's Department in detecting and deterring impaired drivers while causing minimal inconvenience and detention to the motoring public. The real value of its ability to deter the impaired driver is a checkpoint where no impaired drivers are detected.

ROK Discuss the location chosen for the checkpoint and the statistical data supporting the location.

ROK Assign a Supervisor to the Sobriety Checkpoint operation to supervise the on-scene enforcement activities. The Supervisor will remain at the location for the duration of the operation.

ROK Traffic control devices and personnel will be placed in conformance with the site map approved by Pima County Department of Transportation or Pima County Sheriff Department Sobriety checkpoint guidelines.

ROK Instruct the Deputies to explain the purpose of the checkpoint upon approaching a vehicle. Each motorist should be advised that he/she has been stopped at a sobriety checkpoint established to identify impaired drivers.

ROK A Sobriety Checkpoint pamphlet/questionnaire should be given to each motorist during the stop.

ROK The following question/statement shall be made upon approaching a vehicle:
"Good evening, this is a Sobriety Checkpoint aimed at deterring impaired driving. Have you consumed any alcohol and/or drugs today?"

ROK If the answer is no and there is no compelling reason to detain the vehicle, hand the driver a pamphlet and state, "This brochure explains the Sobriety Checkpoint program. Please look it over at your leisure."

RM If the answer is yes, ask how much and when. At this point, depending on the answers and other circumstances, the attending Deputy should consider if further investigation is warranted. If so, direct the driver to the nearby staging area to continue the investigation. If not, give the driver a brochure and advise them they are free to go.

RM Instruct the Deputies to visually inspect the driver for red, watery bloodshot eyes; abnormal complexion, vomit, urine or excrement on clothing; or other telltale signs of possible intoxication/impairment familiar to the Deputy. Inspection of the passengers, interior and exterior of the vehicle will also be made. Deputies should observe the driver's breath and look for plain view narcotics, narcotic paraphernalia, and alcoholic beverage containers

RM The use of artificial light for the inspection of the vehicle's interior and its occupants is legally permissible.

RM Unless the Deputy observes evidence of impairment, or there is evidence of a more serious violation, the motorist should be allowed to proceed on their way.

RM A search of the vehicle, or passengers, should be conducted upon probable cause or incident to arrest only.


RM A motorist who chooses to avoid the checkpoint should be allowed to proceed unless traffic violations are observed or probable cause exists to take other action. The mere act of avoiding a checkpoint will not constitute grounds for a stop.

RM Drivers who refuse to roll down their windows in order to avoid contact with a law enforcement officer will be waived through and may be followed by an observation car unless reasonable suspicion/ probable cause exists to further the investigation.

RM A systematic approach to stopping vehicles will be established. Either all vehicles will be stopped or a method will be utilized that does not involve random stops at the Deputy's discretion. It will be the on-scene supervisor's responsibility to make a change in the systematic sequence of vehicles stopped if the traffic pattern necessitates a change.

RM An Incident Report will be completed for each Sobriety Checkpoint deployment, including the number of vehicles stopped, number of DUI arrests made, as well as any other violations, which are observed and charged.

Deputy R. ROBER Badge # 5347 Date 3/25/09
Print name!



PIMA COUNTY SHERIFF'S DEPARTMENT

SOBRIETY CHECKPOINT BRIEFING

The following items should be explained and discussed prior to conducting any sobriety checkpoint. All of the participating Deputies and Supervisors should be present. Initial next to each item as it is covered in the briefing.

— Explain the purpose of the sobriety checkpoint. The purpose of these checkpoints is to aid the Pima County Sheriff's Department in detecting and deterring impaired drivers while causing minimal inconvenience and detention to the motoring public. The real value of its ability to deter the impaired driver is a checkpoint where no impaired drivers are detected.

— Discuss the location chosen for the checkpoint and the statistical data supporting the location.

— Assign a Supervisor to the Sobriety Checkpoint operation to supervise the on-scene enforcement activities. The Supervisor will remain at the location for the duration of the operation.

— Traffic control devices and personnel will be placed in conformance with the site map approved by Pima County Department of Transportation or Pima County Sheriff Department Sobriety checkpoint guidelines.

— Instruct the Deputies to explain the purpose of the checkpoint upon approaching a vehicle. Each motorist should be advised that he/she has been stopped at a sobriety checkpoint established to identify impaired drivers.

— A Sobriety Checkpoint pamphlet/questionnaire should be given to each motorist during the stop.

— The following question/statement shall be made upon approaching a vehicle:
 "Good evening, this is a Sobriety Checkpoint aimed at deterring impaired driving. Have you consumed any alcohol and/or drugs today?"

— If the answer is no and there is no compelling reason to detain the vehicle, hand the driver a pamphlet and state, "This brochure explains the Sobriety Checkpoint program. Please look it over at your leisure."

If the answer is yes, ask how much and when. At this point, depending on the answers and other circumstances, the attending Deputy should consider if further investigation is warranted. If so, direct the driver to the nearby staging area to continue the investigation. If not, give the driver a brochure and advise them they are free to go.

Instruct the Deputies to visually inspect the driver for red, watery bloodshot eyes; abnormal complexion, vomit, urine or excrement on clothing; or other telltale signs of possible intoxication/impairment familiar to the Deputy. Inspection of the passengers, interior and exterior of the vehicle will also be made. Deputies should observe the driver's breath and look for plain view narcotics, narcotic paraphernalia, and alcoholic beverage containers

The use of artificial light for the inspection of the vehicle's interior and its occupants is legally permissible.

Unless the Deputy observes evidence of impairment, or there is evidence of a more serious violation, the motorist should be allowed to proceed on their way.

A search of the vehicle, or passengers, should be conducted upon probable cause or incident to arrest only.


A motorist who chooses to avoid the checkpoint should be allowed to proceed unless traffic violations are observed or probable cause exists to take other action. The mere act of avoiding a checkpoint will not constitute grounds for a stop.

Drivers who refuse to roll down their windows in order to avoid contact with a law enforcement officer will be waived through and may be followed by an observation car unless reasonable suspicion/ probable cause exists to further the investigation.

A systematic approach to stopping vehicles will be established. Either all vehicles will be stopped or a method will be utilized that does not involve random stops at the Deputy's discretion. It will be the on-scene supervisor's responsibility to make a change in the systematic sequence of vehicles stopped if the traffic pattern necessitates a change.

An Incident Report will be completed for each Sobriety Checkpoint deployment, including the number of vehicles stopped, number of DUI arrests made, as well as any other violations, which are observed and charged.

Deputy JOSEPH KENNEDY Badge # 6112 Date 3-25-09
Print name!



PIMA COUNTY SHERIFF'S DEPARTMENT

SOBRIETY CHECKPOINT BRIEFING

The following items should be explained and discussed prior to conducting any sobriety checkpoint. All of the participating Deputies and Supervisors should be present. Initial next to each item as it is covered in the briefing.

Explain the purpose of the sobriety checkpoint. The purpose of these checkpoints is to aid the Pima County Sheriff's Department in detecting and deterring impaired drivers while causing minimal inconvenience and detention to the motoring public. The real value of its ability to deter the impaired driver is a checkpoint where no impaired drivers are detected.

Discuss the location chosen for the checkpoint and the statistical data supporting the location.

Assign a Supervisor to the Sobriety Checkpoint operation to supervise the on-scene enforcement activities. The Supervisor will remain at the location for the duration of the operation.

Traffic control devices and personnel will be placed in conformance with the site map approved by Pima County Department of Transportation or Pima County Sheriff Department Sobriety checkpoint guidelines.

Instruct the Deputies to explain the purpose of the checkpoint upon approaching a vehicle. Each motorist should be advised that he/she has been stopped at a sobriety checkpoint established to identify impaired drivers.

A Sobriety Checkpoint pamphlet/questionnaire should be given to each motorist during the stop.

The following question/statement shall be made upon approaching a vehicle:
 "Good evening, this is a Sobriety Checkpoint aimed at deterring impaired driving. Have you consumed any alcohol and/or drugs today?"

If the answer is no and there is no compelling reason to detain the vehicle, hand the driver a pamphlet and state, "This brochure explains the Sobriety Checkpoint program. Please look it over at your leisure."



If the answer is yes, ask how much and when. At this point, depending on the answers and other circumstances, the attending Deputy should consider if further investigation is warranted. If so, direct the driver to the nearby staging area to continue the investigation. If not, give the driver a brochure and advise them they are free to go.

Instruct the Deputies to visually inspect the driver for red, watery bloodshot eyes; abnormal complexion, vomit, urine or excrement on clothing; or other telltale signs of possible intoxication/impairment familiar to the Deputy. Inspection of the passengers, interior and exterior of the vehicle will also be made. Deputies should observe the driver's breath and look for plain view narcotics, narcotic paraphernalia, and alcoholic beverage containers

The use of artificial light for the inspection of the vehicle's interior and its occupants is legally permissible.

Unless the Deputy observes evidence of impairment, or there is evidence of a more serious violation, the motorist should be allowed to proceed on their way.

A search of the vehicle, or passengers, should be conducted upon probable cause or incident to arrest only.

A motorist who chooses to avoid the checkpoint should be allowed to proceed unless traffic violations are observed or probable cause exists to take other action. The mere act of avoiding a checkpoint will not constitute grounds for a stop.

Drivers who refuse to roll down their windows in order to avoid contact with a law enforcement officer will be waived through and may be followed by an observation car unless reasonable suspicion/ probable cause exists to further the investigation.

A systematic approach to stopping vehicles will be established. Either all vehicles will be stopped or a method will be utilized that does not involve random stops at the Deputy's discretion. It will be the on-scene supervisor's responsibility to make a change in the systematic sequence of vehicles stopped if the traffic pattern necessitates a change.

An Incident Report will be completed for each Sobriety Checkpoint deployment, including the number of vehicles stopped, number of DUI arrests made, as well as any other violations, which are observed and charged.

Deputy NICE Badge # 5525 Date 032509
Print name!